

# DS1218RT

This rough terrain scissor lift offers excellent lifting speeds and off-road performance. It is equipped as standard with 4WD and solid non-marking tyres. The stabilisers are automatic and ensure stability when working at height. The platform allows for side-shift at its maximum height, ensuring greater flexibility.



## STANDARD EQUIPMENTS:

- Automatic stabilizers to work at height
- Standard oscillating axle
- Crushing protection
- Self-locking door on the platform
- Speed limit at maximum height
- Platform load sense system
- Automatic braking system
- Non-marking tyres
- Tilt indicator with alarm
- Warning siren during lowering and dual flashing LED light
- Safety bracket for maintenance operations
- Horn
- Emergency stop button
- Emergency lowering
- Anchoring eyebolts
- Onboard diagnostics system
- Hour counter
- Proportional controls
- Fold-down guardrails
- Power to platform
- Explosion-proof tubing system
- Motion Alarm
- Integrated holes for fork transportTie-down and lifting points
- One way platform extension deck
- 2 Wheels Steering
- Four-wheel driveSelf-weight lowering system
- Manual emergency brake release
- Hydraulic oil cooling system
- Anti-restart Engine Protection

## MAIN APPLICATIONS



Maintenance



Plant Service



Construction



Distribution/  
Logistics

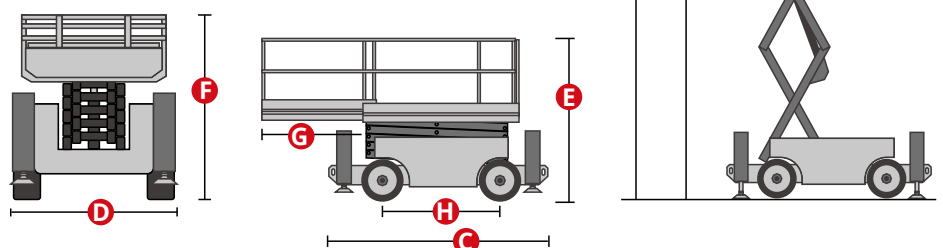


Large events

## DS1218RT

Load capacity	454 kg
Load capacity on extended platform	136 kg
Max no. occupants	4
<b>A</b> Working height	12 m
<b>B</b> Platform floor height	10 m
<b>C</b> Overall length (with outriggers)	3.84 m
<b>D</b> Overall width	1.76 m
<b>E</b> Overall height (rails up)	2.59 m
<b>F</b> Transport height (rails down)	1.82 m
Platform size (length/width)	2.88x1.52 m
<b>G</b> Platform extension size	1.43 m
Ground clearance	24 cm
<b>H</b> Wheelbase	2.29 m
Turning radius (inside/outside)	2.15 m / 4.85 m
Engine	Kubota D1105-EF02 Stage IV - 18.2 kW 3.000 rpm
Drive motor	-
Lifting motor	-
Travel speed (stowed)	5.0 km/h
Travel speed (raised)	0.45 km/h
Gradeability	40%
Maximum working slope	1.5°/3°
Batteries	12 V / 110 Ah
Integrated charger	-
Hydraulic tank	71 l
Diesel tank	47 l
Tyres	26x12-16.5
Weight (with outriggers)	4,300 kg

**STANDARDS COMPLIANCE:**  
EN 280, ANSI/SAIA A92.20



Automatic stabilizers



On-board diagnostic system

# DS1418RT

This rough terrain scissor lift offers excellent lifting speeds and off-road performance. It is equipped as standard with 4WD and solid non-marking tyres. The stabilisers are automatic and ensure stability when working at height. The platform allows for side-shift at its maximum height, ensuring greater flexibility.



## STANDARD EQUIPMENTS:

- Automatic stabilizers to work at height
- Standard oscillating axle
- Crushing protection
- Self-locking door on the platform
- Speed limit at maximum height
- Platform load sense system
- Automatic braking system
- Non-marking tyres
- Tilt indicator with alarm
- Warning siren during lowering and dual flashing LED light
- Safety bracket for maintenance operations
- Horn
- Emergency stop button
- Emergency lowering
- Anchoring eyebolts
- Onboard diagnostics system
- Hour counter
- Proportional controls
- Fold-down guardrails
- Power to platform
- Explosion-proof tubing system
- Motion Alarm
- Integrated holes for fork transportTie-down and lifting points
- One way platform extension deck
- 2 Wheels Steering
- Four-wheel driveSelf-weight lowering system
- Manual emergency brake release
- Hydraulic oil cooling system
- Anti-restart Engine Protection

## MAIN APPLICATIONS



Maintenance



Plant Service



Construction



Distribution/  
Logistics

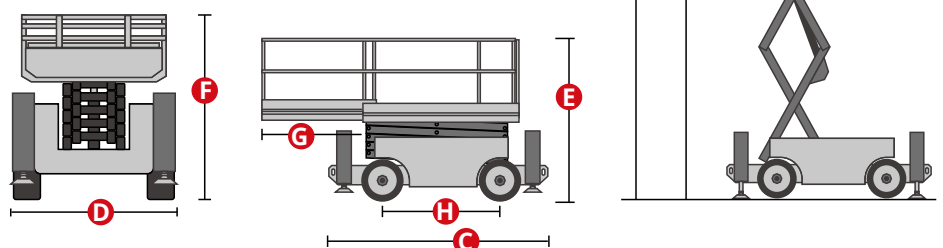


Large events

## DS1418RT

Load capacity	363 kg
Load capacity on extended platform	136 kg
Max no. occupants	3
<b>A</b> Working height	14.3 m
<b>B</b> Platform floor height	12.3 m
<b>C</b> Overall length (with outriggers)	3.84 m
<b>D</b> Overall width	1.76 m
<b>E</b> Overall height (rails up)	2.74 m
<b>F</b> Transport height (rails down)	1.97 m
Platform size (length/width)	2.88x1.52 m
<b>G</b> Platform extension size	1.43 m
Ground clearance	24 cm
<b>H</b> Wheelbase	2.29 m
Turning radius (inside/outside)	2.15 m / 4.85 m
Engine	Kubota D1105-EF02 Stage IV - 18.2 kW 3.000 rpm
Drive motor	-
Lifting motor	-
Travel speed (stowed)	5.0 km/h
Travel speed (raised)	0.45 km/h
Gradeability	40%
Maximum working slope	1.5°/3°
Batteries	12 V / 110 Ah
Integrated charger	-
Hydraulic tank	71 l
Diesel tank	47 l
Tyres	26x12-16.5
Weight (with outriggers)	5,050 kg

**STANDARDS COMPLIANCE:**  
EN 280, ANSI/SAIA A92.20



Automatic stabilizers



On-board diagnostic system



# DS1523RT

This rough terrain scissor lift offers excellent lifting speeds and off-road performance. It is equipped as standard with 4WD and solid non-marking tyres. The automatic stabilisers ensure stability when working at height.



## STANDARD EQUIPMENTS:

- Automatic stabilizers to work at height
- Standard oscillating axle
- Self-locking door on the platform
- Speed limit at maximum height
- Platform load sense system
- Tilt indicator with alarm
- Warning siren during lowering and dual flashing LED light
- Horn
- Emergency stop button
- Anchoring eyebolts
- Onboard diagnostics system
- Hour counter
- Proportional controls
- Fold-down guardrails
- Explosion-proof tubing system
- Motion Alarm
- Tie-down and lifting points
- Dual slide-out platform extension deck
- 2 Wheels Steering
- Four-wheel drive
- Self-weight lowering system
- Emergency pump
- Manual emergency brake release
- Four wheel braking
- Hydraulic oil cooling system
- Anti-restart Engine Protection

## MAIN APPLICATIONS



Maintenance



Plant Service



Construction



Distribution/  
Logistics



Large events

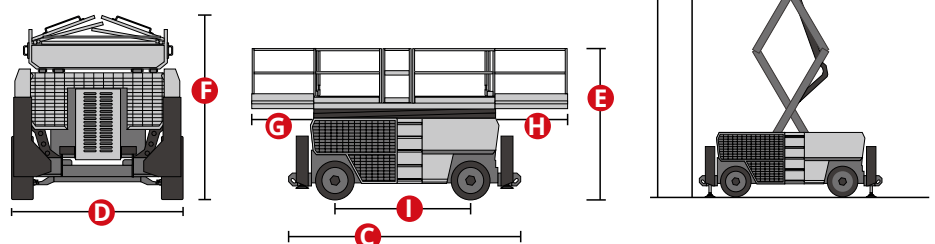
## DS1523RT

Load capacity	680 kg
Load capacity on extended platform	227 kg
Max no. occupants	7
<b>A</b> Working height	15 m
<b>B</b> Platform floor height	13 m
<b>C</b> Overall length (with outriggers)	4.88 m
<b>D</b> Overall width	2.33 m
<b>E</b> Overall height (rails up)	3.02 m
<b>F</b> Transport height (rails down)	2.26 m
Platform size (length/width)	3.98x1.83 m
<b>H</b> <b>G</b> Platform extension size	1.43 m / 1.16 m
Ground clearance	30 cm
<b>I</b> Wheelbase	2.86 m
Turning radius (inside/outside)	2.35 m / 5.2 m
Engine	Kubota D1105 - 18,2 kW 3.000 rpm
Drive motor	-
Lifting motor	-
Travel speed (stowed)	5,0 km/h
Travel speed (raised)	1,0 km/h
Gradeability	40%
Maximum working slope	2°/3°
Batteries	12 V / 110 Ah
Integrated charger	-
Hydraulic tank	120 l
Diesel tank	100 l
Tyres	315/55/D20
Weight (with outriggers)	7,870 kg

**STANDARDS COMPLIANCE:**  
EN 280, ANSI/SAIA A92.20



Automatic stabilizers



# DS1823RT

This rough terrain scissor lift offers excellent lifting speeds and off-road performance. It is equipped as standard with 4WD and 2 wheels steering. The automatic stabilisers ensure stability when working at height. The platform allows for side-shift at its maximum height, ensuring greater flexibility.



## STANDARD EQUIPMENTS:

- Automatic stabilizers to work at height
- Standard oscillating axle
- Self-locking door on the platform
- Speed limit at maximum height
- Platform load sense system
- Tilt indicator with alarm
- Warning siren during lowering and dual flashing LED light
- Horn
- Emergency stop button
- Anchoring eyebolts
- Onboard diagnostics system
- Hour counter
- Proportional controls
- Fold-down guardrails
- Explosion-proof tubing system
- Motion Alarm
- Tie-down and lifting points
- Dual slide-out platform extension deck
- 2 Wheels Steering
- Four-wheel drive
- Self-weight lowering system
- Emergency pump
- Manual emergency brake release
- Four wheel braking
- Hydraulic oil cooling system
- Anti-restart Engine Protection

## MAIN APPLICATIONS



Maintenance



Plant Service



Construction



Distribution/  
Logistics



Large events

## DS1823RT

Load capacity	680 kg
Load capacity on extended platform	227 kg
Max no. occupants	4
<b>A</b> Working height	18 m
<b>B</b> Platform floor height	16 m
<b>C</b> Overall length (with outriggers)	4.88 m
<b>D</b> Overall width	2.33 m
<b>E</b> Overall height (rails up)	3.23 m
<b>F</b> Transport height (rails down)	2.47 m
Platform size (length/width)	3,98x1,83 m
<b>H</b> <b>G</b> Platform extension size	1.43 m / 1.16 m
Ground clearance	30 cm
<b>I</b> Wheelbase	2.86 m
Turning radius (inside/outside)	2.35 m / 5.2 m
Engine	Kubota D1105 - 18.2 kW 3,000 rpm
Drive motor	-
Lifting motor	-
Travel speed (stowed)	5.0 km/h
Travel speed (raised)	1.0 km/h
Gradeability	30%
Maximum working slope	2°/3°
Batteries	12 V / 110 Ah
Integrated charger	-
Hydraulic tank	120 l
Diesel tank	100 l
Tyres	315/55/D20
Weight (with outriggers)	8,560 kg

**STANDARDS COMPLIANCE:**  
EN 280, ANSI/SAIA A92.20



Automatic stabilizers

